



Entry Doors RD 65 Order form

Date: _____

Client

Name/Company _____

Street _____

Location/Zip Code _____

Phone _____

Reference _____

Delivery week _____

Delivery address

Design

Door design Number (from RD65 catalogue)

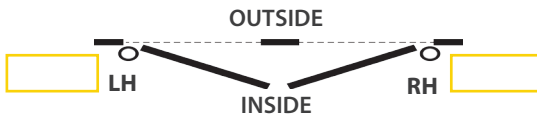
Customers own design (add your drawing to order)

Measures

Frame width, mm: _____

Frame height, mm: _____

Hinges from inside, opening to inside
(For opening to outside please consult manufacturer)



Quantity

Colours external/internal

RAL7016 / RAL9016

RAL9016 / RAL9016

Choose your colour from the RAL colours chart

External

Lever handles

| | | | | | | | |
|--|---|---|--|--|--|--|--|
| HL White Black <input type="checkbox"/> <input type="checkbox"/> In Out <input type="checkbox"/> <input type="checkbox"/> | HK White Black <input type="checkbox"/> <input type="checkbox"/> | HLA In Out <input type="checkbox"/> <input type="checkbox"/> | HLS 01 In Out <input type="checkbox"/> <input type="checkbox"/> | HLS 02 In Out <input type="checkbox"/> <input type="checkbox"/> | HLS 03 In Out <input type="checkbox"/> <input type="checkbox"/> | HLS 04 In Out <input type="checkbox"/> <input type="checkbox"/> | HLS 05 In Out <input type="checkbox"/> <input type="checkbox"/> |
| HLS 06 In Out <input type="checkbox"/> <input type="checkbox"/> | HLS 07 In Out <input type="checkbox"/> <input type="checkbox"/> | | | | | | |

Stainless steel handles



H45R-500

H45R-800



H45S-500

H45S-800

Escutcheon



ESC-1



ESC-2

Lock cylinder

CWA CWB CWC CWA+TT AK

Locks

L3P L5P
 L3P+D&N L5PMA
 L3P+D&N +EM L5PA

Finger scanners Keypads Remote Control

FSC1 (ekey) KP1 RMT1
 FSC2 (ekey) KP2
 FSC3 (Sommer) KP3

Side elements/windows

TOP window Frame width, mm: _____
 Frame height, mm: _____

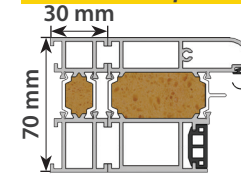
RIGHT window Frame width, mm: _____
 Frame height, mm: _____

LEFT window Frame width, mm: _____
 Frame height, mm: _____

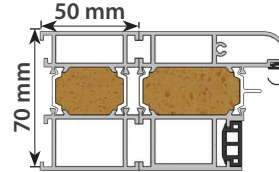
Glazing Options

Clear SGC Tinted SGT Matt SGM

Add-on side profiles

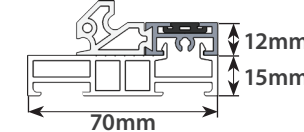


30x70
 Profile size, mm _____
 Quantity _____
 Painted in RAL

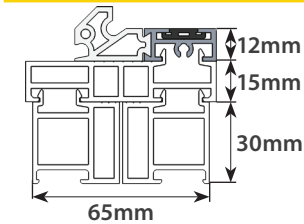


50x70
 Profile size, mm _____
 Quantity _____
 Painted in RAL

Add-on bottom profiles



15x70
 Profile size, mm _____
 Quantity _____



30x65
 Profile size, mm _____
 Quantity _____

Notes