



Entry Doors RD 65 Order form

Date: _____

Client

Name/Company _____
 Street _____
 Location/Zip Code _____
 Phone _____
 Reference _____
 Delivery week _____

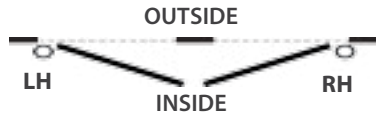
Delivery address

Design

Door design Number (from RD65 catalogue) _____
 Customers own design (add your drawing to order) _____

Measures

Frame width, mm: _____
 Frame height, mm: _____
 Hinges from inside, opening to inside
 (For opening to outside please consult manufacturer)



Quantity _____

Colours external/internal

RAL7016 / RAL9016 _____
 RAL9016 / RAL9016 _____

Choose your colour from the RAL colours chart

External

Lever handles

HL White Black	HK White Black	HLA In Out	HLS 01 In Out	HLS 02 In Out	HLS 03 In Out	HLS 04 In Out	HLS 05 In Out
In Out							
HLS 06 In Out	HLS 07 In Out						

Stainless steel handles



H45R-500



H45S-500

H45R-800

H45S-800

Escutcheon



ESC-1



ESC-2

Lock cylinder

CWA	CWB	CWC	CWA+TT	AK
-----	-----	-----	--------	----

Locks

L3P	L5P
L3P+D&N	L5PMA
L3P+D&N+EM	L5PA

Finger scanners

FSC1 (ekey)	FSC2 (ekey)	FSC3 (Sommer)
-------------	-------------	---------------

Keypads

KP1	KP2	KP3
-----	-----	-----

Remote Control

RMT1

Side elements/windows

TOP window
 Frame width, mm: _____
 Frame height, mm: _____

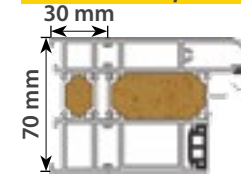
RIGHT window
 Frame width, mm: _____
 Frame height, mm: _____

LEFT window
 Frame width, mm: _____
 Frame height, mm: _____

Glazing Options

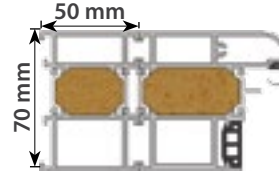
Clear SGC	Tinted SGT	Matt SGM
-----------	------------	----------

Add-on side profiles



30x70

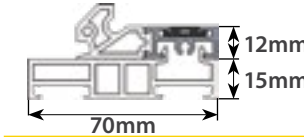
Profile size, mm _____
 Quantity _____
 Painted in RAL _____



50x70

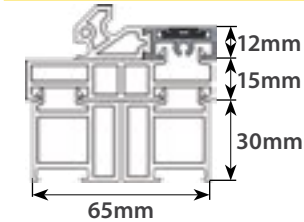
Profile size, mm _____
 Quantity _____
 Painted in RAL _____

Add-on bottom profiles



15x70

Profile size, mm _____
 Quantity _____



30x65

Profile size, mm _____
 Quantity _____

Notes